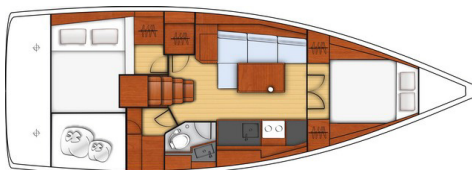






Sailing dinghy - Option: Arch



GENERAL SPECIFICATIONS

• L.O.A	11,50m	37'9"
• Hull length	11,13m	36'6"
• L.W.L.	10,72m	35'2"
• Beam	3,99m	13'1"
• Light displacement	6 850kg	15,102 lbs
• Deep draft	2,09m	6'10"
• Deep ballast weight	1 790kg	3,946 lbs
• Shallow draft	1,64m	5'5"
• Shallow ballast weight	2 060kg	4,542 lbs
• Air draft	16,88m	55'5"
• Lifting keel version	1,33/2,42m	4'4" / 7'11"
• Lifting keel version ballast weight	2 393kg	5,274 lbs
• Fresh water capacity:		
- standard	130L	34 US Gal
- Option	200L	53 US Gal
• Fuel capacity	130L	34 US Gal
• Engine power	30 HP	30 HP
	40 HP	40 HP

ARCHITECTS / DESIGNERS

- Naval Architect: Finot - Cong
- Outside & interior design: Nauta Design

EC CERTIFICATION

- Category A - 8 people
- Category B - 9 people
- Category C - 10 people

STANDARD SAILS DIMENSIONS

• Mainsail	32,70m ²	393 sq ft
• Furling mainsail	30,00m ²	323 sq ft
• Genoa (103 %)	33,00m ²	355 sq ft
• Asymmetric spinnaker	114m ²	1,227 sq ft
• Code 0	65m ²	700 sq ft
• Self-tacking jib	25m ²	269 sq ft
• I	14,01m	46'
• J	4,79m	15'9"
• P	13,25m	43'6"
• E	4,21m	13'10"



STANDARD EQUIPMENT

CONSTRUCTION

- Design in accordance with European Directive requirements and according to CE certification
- Monolithic hull design in polyester
- Monolithic structural inner moulding bonded to the hull
- Injected deck construction in glass fiber and Saerform foam sandwich, covered with non-slip diamond pattern
- Hull-deck joint screwed, bonded and trimmed with 1 bulwark
- Cast iron keel fixed with bolts and stainless steel backing plates
- 2 Underhung rudders with stainless steel stock
- White coloured hull - Grey metal hull graphics

DECK EQUIPMENT

RIGGING

- Standard mast 9/10 anodized aluminium deck stepped, 2 aft-swept spreaders
- Anodised aluminium boom
- Discontinuous stainless steel standing rigging
- 1 Backstay: Bridle
- Rigid boom vang with tackle
- Genoa furling system with drum on the deck
- 2 Genoa tracks with piston adjusted traveller cars
- 2 Genoa sheet return stainless steel fairleads
- Rigging run back to cockpit (except boom topping lift)
- Complete running rigging: Main halyard, genoa halyard with clutch on mast and cleat, Boom topping lift with cleat on mast, Mainsheet, 2 Genoa sheets, 2 Automatic reefing system
- 4 clutches, 4 Jamming cleats
- Mainsail sheet in cockpit bottom (1 Fixed point)
- 2 Flag halyards
- optional extra:
 - Fixed composite arch, with incorporated LED lighting
- (+ 2 Stand-up blocks for mainsail sheet)

WINCHES

- 2 Self-tailing genoa sheet winches (H40.2 STA)
- 1 Self tailing winch (H35.2 STA)
- 1 Aluminium "Speed Grip" winch handle, 1 Winch handle box

SAILS

- Furling genoa with UV protective strip
- Semi full batten mainsail with slider (with logo) (Roller slides for fully battened mainsail)
- Lazy Jack

MOORING LINES - MOORING

- Self-draining chain locker - Clench bolt - Hatch cover
- Single stem roller
- 4 Aluminium mooring cleats - Stainless steel chafing plate

SAFETY ON DECK

- 1 Open stainless steel pulpit, 2 Stainless steel pushpits
- 1 Lifebuoy support bracket
- Double guard lines and stainless steel stanchions
- Welded ring on pushpit for flag

COCKPIT

- Self-draining cockpit
- 1 Cockpit locker
- 2 Lockers in cockpit bottom - Side helm's seats
- 1 Liferaft locker - aft cockpit (0,95m x 0,59m x 0,36m / 3'1" x 1'11" x 1'2")
- Natural solid wood slatted cockpit benches (1,69m x 0,50m / 5'7" x 1'8")
- Table with compac top, Handrails
- 2 Steering wheel consoles: Stainless steel steering wheels - 800mm diameter / 2'7" - Leather covered - Steering gear at the helm station - metal cable transmission system - Stainless steel handrail - navigation instrument support (optional instruments) - Cup holders
- 2 Steering compass
- 2 Deck access points to tiller system
- 1 Emergency tiller
- Portside engine control and control panel
- 2 Hinged PMMA companionway doors - Sliding hatch made of PMMA
- 1 Swimming ladder

SWIM PLATFORM / STERN DECK (Confort Trim level)

- Fully opening transom, convertible to bathing platform (2,60m x 0,70m / 8'6" x 2'4")
- Gas strut opening (manual), 1 Stainless steel integrated telescopic swimming ladder



INTERIOR

- Alpi walnut woodwork
- Rovere Aleve type laminated floorboards
- Beige hull liner, in saloon and forward cabin
- Fabric upholstery
- Mattresses in the cabins, HR35kg/m3 foam

COMPANIONWAY

- Headroom: 1,96m / 6'5"
- GRP saloon companionway coated with non-slip surface on the steps
 - 1 Leather covered stainless steel handrail

Long galley on starboard version

LARGE HANGER CLOSET - PORT

- Headroom: 1,85m / 6'1"
- Beam: 70 cm / 2'4"
 - 1 Overhead light
 - 1 Opening porthole in coaming
 - optional extra: Separate shower instead of this hanging locker

SALOON - PORT

- Headroom: 1,95m / 6'5"
- L-shaped saloon bench seat
 - Storage under bench seats
 - Saloon table with one-piece wood top - 2 feet
 - High, closed units (Port and starboard)
 - Chart table (with opening top) - Reading light
 - Shelves with fiddles
 - 1 Coachroof panoramic window with curtain
 - 2 Hull portholes with curtain
 - 1 Opening deck hatch with mosquito screen/blind
 - 1 Opening porthole in coaming
 - LED ceiling lights

FORWARD CABIN

- Headroom: 1,95m / 6'5"
- Double access door
 - Central double bed (1,50m x 2,08m x 1,08m / 4'11" x 6'10" x 3'7")
 - 1 Hanging locker (To starboard)
 - 1 Cupboard with shelves (to port)
 - Valet tray - Open shelving - Drawer under the bed
 - 1 Opening deck hatch with mosquito screen/blind
 - 2 Hull portholes with curtain
 - 2 Reading lights

LENGTHWAYS GALLEY COUNTER - STARBOARD

- Headroom: 1,97m / 6'6"
- Laminated worktop - Taupe
 - 1 Stainless steel sink - 1 Rectangular stainless steel basin - 1 Hot/cold water mixer tap
 - Front opening refrigerator (12V - 130L / 34 US Gal)
 - Cubby hole locker, Bin
 - Coachroof panoramic window with curtain
 - Stainless steel 2 burner gas hob / oven on gimbal mounting
 - Unit (Drawer & Cupboards)

STARBOARD AFT: Interior stowage space

- Headroom: 1,85m / 6'1"
- Direct access from the saloon
 - Allows direct access to the cockpit locker
 - optional extra: Separate shower instead of this hanging locker

PORT AFT: 1 Cabin

- Headroom: 1,85m / 6'1"
- Dimensions - Berth : 1,65m x 2,18m x 2,05m / 5'5" x 7'2" x 6'9"
 - 1 Hanging locker
 - 1 Reading light
 - 1 Overhead light
 - Open shelving
 - Padding upholstery along the hull
 - Deck house opening porthole

2 AFT CABINS

- Dimensions - Berths: 1,50m x 2,00m x 1,65m / 4'11" x 5'5" x 6'7"

AFT STARBOARD HEAD COMPARTMENT

- Headroom: 1,89m / 6'2"
- Access through saloon
 - 1 Washbasin, 1 Mixing tap hot/cold water, Shower
 - 1 Manual marine toilet with 80 L / 21 US Gal rigid reserve
 - Cabinet, 1 Mirror, Toilet accessories, Peg
 - 1 Overhead light
 - 1 Opening portlight with curtains in the coachroof side window

L-shaped galley on port side version

- Replacing the hanging locker and the chart table
- Galley with 100 L / 26 US Gal cool box instead of the 130 L / 34 US Gal fridge
- Full hull width saloon: Bench seat on port and starboard sides, Large saloon table with 2 leaves and bottle rack, Retractable chart table on starboard side



ENGINE

- Engine Yanmar Diesel:
 - 30 HP / 30 HP Sail Drive (standard)
 - 40 HP / 40 HP Sail Drive (Option)
- Engine control - Control panel in cockpit
- Engine compartment: Soundproofing foam - Ventilation: 2 Air intakes and 1 powered air expulsion
- 1 Alternator - 12V / 125 Ah
- 1 Rotomoulded diesel tank 130 L / 34 US Gal - Gauge at the chart table - 1 Deck filler
- Filters: Seawater - Diesel - Water separator
- Fixed three blades propeller
- 1 Engine access through companionway - 3 access to engine by the sides of the companionway

ELECTRICITY

- 12V circuit
- 1 Service battery (80 Ah) - 1 Engine battery (80 Ah)
- 1 Power distributor
- 12 V electrical panel
- 1 12 V Socket
- LED navigation lights: 1 Masthead light - 1 Engine navigation light - 1 Anchor light on masthead
- Wire runs for option cables

PLUMBING

- 1 rotomoulded freshwater tank (130L / 34 US Gal)
- 1 Deck filler
- Water unit
- 1 Rigid 80 L / 21 US Gal black water holding tank for each WC
- Electric pump & Shower draining
- 1 Electric bilge pump & 1 Manual bilge pump
- Water heater (25L / 7 US Gal) - engine use (220V)

GAS

- Gas cylinder locker - starboard aft cockpit (25 cm x 27 cm x 40 cm / 10" x 11" x 15") - Regulator and safety tap
- Gas leak detector



TRIM LEVEL & PACKS

COMFORT TRIM LEVEL

- Solid wood slatted aft platform
- Solid wood slatted helmsman grid seats
- Cockpit opening porthole for aft cabin(s)
- Mosquito screens on portholes
- 1 Halyard bags
- Hot/cold water cockpit shower
- HiFi: Fusion + Interior loudspeakers & Waterproof exterior speakers
- Stainless steel 2 burner oven/grill cooker on mounting (in lieu of standard)
- LED indirect lighting in saloon
- Full 12/230 V system (Inside sockets, 40 Amperes battery charger, Shore power socket)
- 2 Additional 80 ampères service batteries

ELECTRONICS PACKS: B&G

COASTAL PACK

- 1 Triton 2 Graphic display (Port steering console)
- Sensor (Log, Speedometer, Temperature)
- Wind Sensor B&G (Windvane, Anemometer)
- Windex Windvane

OFFSHORE PACK

- 1 7" wide wireless screen - Port steering console (Triton 2 pass to starboard)
- Chart table: B&G V60 VHF, AIS receiver function

PERFORMANCE PACK

(Incompatible with mainsail arch option)

Boast supplied without sail (optional extra: Performance Sails)

- Extended classic mast (+ 1m / 3'3")
- German System (Two-way mainsheet at the helm station)
- Flat deck furler
- Adjustable genoa traveller
- Mainsheet Dyneema
- Cascading backstay
- Performance hull decoration



OPTIONS

B&G ELECTRONIC

- 4G Radar
- B&G NAC3 autopilot + Control at steering station
- AIS 500
- ForwardScan Sensor (Forward underwater vision)

RIGGING - SAILS

- Anodized mast furling system with Mylar - Taffetas mainsail
- GRP mainsail arch with 2 stand-up mainsheet blocks
- Asymmetrical spinnaker rigging + Code 0 rigging + 2nd bow roller and Bobstay
- Self-tacking jib hardware
- Code 0 with "Top Down" furling system
- Self-tacking jib (replacing genoa)
- Performance Elvström Lite Skin Sails (Mainsail: 36,70m² / 395 sq/ft - Genoa: 36,60m² / 394 sq/ft)
- Backstay adjustment (Except on mast with in-mast furling)
- Genoa sheet track leads adjustable from the cockpit
- Removable forestay + Tackle
- Chain plate (Removable forestay)
- German System: Two-way mainsheet at the helm station (Except on mast with in-mast furling)
- natural colour Lazy bag

WINCHES

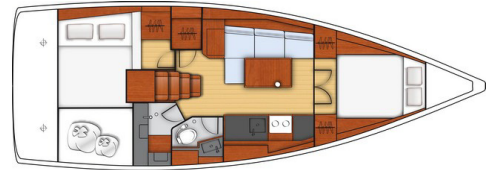
- Port electric primary winch (H40 STAEH), in lieu of standard
- Coach roof winch to starboard - manual (H35.2 STA) + Clutches, in lieu of standard + Winch handle + Halyard bags

HULL - DECK - COCKPIT

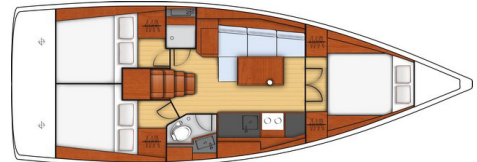
- Ballasted boat version
- Grey "Perle" hull
- Mainsail arch
- Slatted solid wood side decks
- Solid wood decking on cockpit sole
- "Luxe" cockpit table
- White PVC covers ("Luxe" cockpit table)
- White PVC console covers
- Cockpit fixed portholes for the aft cabin(s)
- Silver Coachroof sprayhood
- Silver Cockpit Bimini
- Dolce 51 Cockpit cushions
- Bow thruster
- 3 folding blades propeller
- 1000 W Electric windlass - Remote control
- Windlass control in cockpit with chain counter (fixed)
- Shore fresh water supply
- Outboard engine bracket (Pushpit)
- Complete mooring kit
- Access openings to port and starboard
- 2 Aluminium mooring cleats on the beam

INTERIOR EQUIPMENT

- Alpi white oak joinery (+ Rovere Aleve type laminated floorboards)
- Brown oak laminated floors (only with Alpi white oak woodwork)
- 1 Additional pouffe in saloon (for lengthways galley)
- Interior upholstery: Chine Moka, Taupe PVC
- Upholstery padding (Saloon and Cabins): Taupe
- TV LED 19" in the saloon, Player DVD, MP3
- Microwave oven (20L)
- Slatted bed base
- Double berth in saloon + 1 Stool (for lengthways galley counter)
- Wooden companionway steps
- Separate shower:
 - 2-cabin layout



- 3-cabin layout



- Quiet Flush electric toilet
- Additional freshwater tank (200L / 53 US Gal)
- Sea water foot pump
- Additional 40 L / 11 US Gal cool box (for L-shaped galley)
- Yacht Case - Tableware

- Forced air heating fuel
- Air conditioning
- 6,4 kVA Generator (for 2 cabin layout, only)
- 12/230V / 2 000V inverter